



2023 Annual  
**WATER QUALITY  
REPORT**

QUAD CITIES DISTRICT  
PWS ID: 8222001

**QUALITY. ONE MORE WAY  
WE KEEP LIFE FLOWING.**



I O W A  
**AMERICAN WATER**

**WE KEEP LIFE FLOWING®**

# What is a Consumer Confidence Report (CCR)

Once again, we proudly present our Annual Water Quality Report, also referred to as a Consumer Confidence Report (CCR). CCRs let consumers know what contaminants, if any, were detected in their drinking water as well as related potential health effects. CCRs also include details about where your water comes from and how it is treated. Additionally, they educate customers on what it takes to deliver safe drinking water and highlight the need to protect drinking water sources.

We are committed to delivering high quality drinking water service. To that end, we remain vigilant in meeting the challenges of source water protection, water conservation, environmental compliance, sustainability and community education while continuing to serve the needs of all our water users.

This report contains important information about your drinking water. Translate it, or speak with someone who understands it at 1-866-641-2108.

Este informe contiene información muy importante sobre su agua potable. Tradúzcalo o hable con alguien que lo entienda bien al 1-866-641-2108.

Ntawm no yog ib co lus qhia tseem ceeb heev txog koj cov dej seb huv npaum li cas. Yog tias koj xav tau kev pab txhais cov lus qhia no, thov hu rau peb ntawm 1-866-641-2108.

這是關於您的水質的十分重要的資訊。如果您需要幫助翻譯此資訊請致電 **1-866-641-2108** 與我們聯繫。

आपके पानी की गुणवत्ता के बारे में यह बहुत महत्वपूर्ण सूचना है। यदि इस सूचना के अनुवाद के लिए आपको सहायता की जरूरत हो, तो कृपया **1-866-641-2108** र हमें काल करें।

**Это очень важная информация о качестве Вашей воды. Если Вам требуется перевод этой информации, позвоните нам по телефону 1-866-641-2108.**

Ito ay isang napakahalagang impormasyon tungkol sa kalidad ng iyong tubig. Kung iyong kailangan ng tulong sa pagsalin ng impormasyon na ito, mangyaring tumawag sa amin sa 1-866-641-2108.

Đây là thông tin rất quan trọng về chất lượng nước của quý vị. Nếu quý vị cần thông dịch thông tin này, xin gọi chúng tôi theo số 1-866-641-2108.

## TABLE OF CONTENTS

What is a Consumer Confidence Report	2
A Message from our President	3
Mark of Excellence	4
About Your Drinking Water Supply	5
What are the Sources of Contaminants?	6
Protecting Your Drinking Water Supply	7
About Lead	8
Determining Your Service Line Material	9
Important Information About Your Water	10-12
• Chloramines	
• Fluoride	
• Cryptosporidium	
• Nitrates	
• PFAS Monitoring	
Water Quality Results	13
Definitions of Terms	14
Water Quality Results: Detailed Charts	15-18
Six Simple Steps to Save Water	19
About Us	20
Contact Us	21

# A Message from Iowa American Water's President



**RANDY MOORE**

President  
Iowa American Water

Dear Iowa American Water Customer,

Having access to safe, reliable water service is something that can be easily taken for granted. At Iowa American Water, it's our top priority.

I am pleased to share with you our 2023 Consumer Confidence Report, which is a testament to the hard work and dedication of our employees. As you read through this annual water quality information, you will see that we continue to supply high quality drinking water service to keep your life flowing.

We monitor and test your water at multiple points throughout our process of drawing it from its source, treating it to meet drinking water standards, and distributing it through our pipeline systems. In fact, we test for about 100 regulated contaminants as required by state and federal drinking water standards.

**QUALITY:** We remain committed to protecting our sources of drinking water. We utilize advanced technology and detection methods that are paving the way for source water protection across the country. Quality water that meets or surpasses all state and federal water quality regulations doesn't happen by chance. It requires having the right team of experts and technologies in place. Delivering high quality, reliable water service to your tap around the clock also requires significant investment in our water infrastructure.

**SERVICE:** Last year, we invested over \$38.7 million to upgrade our water treatment and pipeline systems in the communities we serve in Iowa. These investments allowed us to improve water quality, water pressure, and service reliability for our customers.

**VALUE:** While costs to provide water service continue to increase across the country, our investments help us provide high quality water service that remains an exceptional value for such an essential service.

We hope our commitment to you and our passion for water shines through in this report detailing the source and quality of your drinking water in 2023. We will continue to work to keep your life flowing – today, tomorrow, and for future generations.

Proud to be your local water service provider,

A handwritten signature in black ink that reads "Randy A. Moore". The signature is written in a cursive, flowing style.

Randy A. Moore  
Iowa American Water

**This report contains important information about your drinking water. Translate it or speak with someone who understands it at (866) 641-2108, Monday-Friday, 7 a.m. to 7 p.m.**



## **ATTENTION: Landlords and Apartment Owners**

**Please share a copy of this notice with your tenants. It includes important information about their drinking water quality.**



Mark of  
Excellence



### EVERY STEP OF THE WAY.

Our team monitors and tests your water at multiple points throughout our process of drawing it from its source, treating it to meet drinking water standards, and distributing it through our pipeline systems. **In fact, American Water performs over one million tests annually for about 100 regulated contaminants, nationwide.**



### EXPERTISE. RECOGNIZED AT THE HIGHEST LEVEL.

American Water is an expert in water quality testing, compliance and treatment and has established industry-leading water testing facilities. Our dedicated team of scientists and researchers are committed to finding solutions for water quality challenges and implementing new technologies. American Water is recognized as an industry leader in water quality and works cooperatively with the EPA so that drinking water standards and new regulations produce benefits for customers and public water suppliers. American Water has earned awards from the EPA's Partnership for Safe Water as well as awards for superior water quality from state regulators, industry organizations, individual communities, and government and environmental agencies.



### WATER QUALITY. DOWN TO A SCIENCE.

Our team also has access to American Water's Central Laboratory in Belleville, Illinois, which conducts sophisticated drinking water testing and analysis. American Water scientists refine testing procedures, innovate new methods, and set new standards for detecting potentially new contaminants—even before regulations are in place.



### MAINTAINING QUALITY FOR FUTURE GENERATIONS.

Just as American Water is investing in research and testing, we also understand the importance of investing in the infrastructure that provides high-quality water service to you. Last year alone, we invested over \$38.7 million to improve our water and pipeline systems.



# About Your Drinking Water Supply

## WHERE YOUR WATER COMES FROM

In the Iowa Quad Cities, the raw drinking water supply is surface water drawn from the Mississippi River. Water for the Iowa Quad Cities is taken from the Mississippi River and treated in Iowa American Water's state-of-the-art East River Station Treatment Facility. Our high-tech water treatment plant uses some of the best equipment and technology available to the water industry. The treatment process utilizes conventional coagulation and settling processes and a parallel Superpulsator for clarification, followed by granular activated carbon filtration. The granular activated carbon filtration process is cited by the U.S. EPA as one of the most effective treatment technologies for the removal of organic chemicals, such as farm pesticides and industrial wastes. It is also highly effective in eliminating many taste and odor problems. In 2022, we installed an over \$11 million ultraviolet (UV) light disinfection system to add another highly effective layer of protection against viruses and bacteria that could be present in surface water sources. This water treatment upgrade complies with new Iowa Department of Natural Resources regulations that went into effect July 6, 2017 and will help to further reduce chlorine-resistant pathogens and microorganisms. Learn more about local waterways in your area at <https://mywaterway.epa.gov>.

### Protecting Your Water Source

The Source Water Assessment Program (SWAP) is a result of the 1996 amendments to the Federal Safe Drinking Water Act (SDWA). Those amendments require all states to establish a program to assess the vulnerability of public water systems to potential contamination. The Iowa Department of Natural Resources (IDNR) has prepared Source Water Assessment Reports and Summaries for all public water systems in Iowa.

In 2003, the Iowa DNR completed an assessment of the Mississippi River watershed in this area. The study looked at the drainage area and ranked its vulnerability to contamination. Rivers, streams, and reservoirs are highly susceptible to contamination because of surface runoff. Our water source is considered most vulnerable to contaminants from agricultural and urban runoff. These contaminants include nutrients such as nitrate and phosphorus and other man-made and natural contaminants. A summary report is available upon request from Iowa American Water by contacting our water quality team at (563) 322-8814 and selecting the "water quality laboratory" option.



## QUICK FACTS ABOUT THE IOWA QUAD CITIES DISTRICT SYSTEM

### Communities served:

Bettendorf, Blue Grass, Davenport, LeClaire, Panorama Park, Riverdale, and surrounding portions of Scott County

### Water source:

Mississippi River

### Average amount of water supplied to customers daily:

Approximately 20 million gallons per day

**Disinfection treatment:** Surface water supplies are treated with chloramines to maintain a healthy disinfection residual throughout the distribution system.



# What are the Sources of Contaminants?

To provide tap water that is safe to drink, EPA prescribes regulations which limit the amount of certain contaminants in water provided by public water systems. U.S. Food and Drug Administration (FDA) regulations establish limits for contaminants in bottled water which must provide the same protection for public health.

Drinking water, including bottled water, may reasonably be expected to contain at least small amounts of some contaminants. The presence of contaminants does not necessarily indicate that water poses a health risk. More information about contaminants and potential health effects can be

obtained by calling the Environmental Protection Agency's Safe Drinking Water Hotline (800-426-4791).

The sources of drinking water (both tap water and bottled water) include rivers, lakes, streams, ponds, reservoirs, springs, aquifers and/or groundwater. As water travels over the surface of the land or through the ground, it dissolves naturally-occurring minerals and, in some cases, radioactive material, and can pick up substances resulting from the presence of animals or from human activity.

**SPECIAL HEALTH INFORMATION**

Some people may be more vulnerable to contaminants in drinking water than the general population. Immuno-compromised persons such as persons with cancer undergoing chemotherapy, persons who have undergone organ transplants, people with HIV/AIDS or other immune system disorders, some elderly, and infants can be particularly at risk from infections. These people should seek advice about drinking water from their health care providers. EPA/Centers for Disease Control and Prevention (CDC) guidelines on appropriate means to lessen the risk of infection by Cryptosporidium and other microbial contaminants are available from the Safe Drinking Water Hotline (800-426-4791).

## CONTAMINANTS THAT MAY BE PRESENT IN SOURCE WATER INCLUDE:

<b>Microbial Contaminants</b>	such as viruses and bacteria, which may come from sewage treatment plants, septic systems, agricultural livestock operations, and wildlife.
<b>Inorganic Contaminants</b>	such as salts and metals, which can be naturally occurring or may result from urban storm water runoff, industrial or domestic wastewater discharges, oil and gas production, mining, or farming.
<b>Pesticides and Herbicides</b>	which may come from a variety of sources, such as agriculture, urban storm water runoff, and residential uses.
<b>Organic Chemical Contaminants</b>	including synthetic and volatile organic chemicals, which are by-products of industrial processes and petroleum production, and may also, come from gas stations, urban storm water runoff, and septic systems.
<b>Radioactive Contaminants</b>	which can be naturally occurring or may be the result of oil and gas production and mining activities.



# Protecting Your Drinking Water Supply

Protecting drinking water at its source is an important part of the process to treat and deliver high quality water. It takes a community effort to protect our shared water resources. This includes utilities, businesses, residents, government agencies and organizations. Everyone who lives, works, and plays in the area has a role and stake in clean water supplies.

## WHAT CAN YOU DO?

Quality drinking water starts upstream. Everyone can help maintain and improve drinking water supplies through the following actions:

- Properly dispose of pharmaceuticals, household chemicals, oils and paints. Materials can impact water ways if poured down the drain, flushed down the toilet, or dumped on the ground.
- Check for leaks from automobiles and heating fuel tanks. Clean up any spills using an absorbent material like cat litter. Sweep up the material and put it in a sealed bag. Check with the local refuse facility for proper disposal.
- Clean up after your pets and limit the use of fertilizers and pesticides.
- Take part in watershed activities.

Report any spills, illegal dumping or suspicious activity to the Iowa Department of Natural Resources by calling (515) 725-8694. You can also visit their website at:

<https://www.iowadnr.gov/Environmental-Protection/Land-Quality/Emergency-Planning-EPCRA/Spill-Reporting>

## FOR MORE INFORMATION

To learn more about your water supply and local activities, visit us online at [www.iowaamwater.com](http://www.iowaamwater.com). You can also contact our water quality team at (563) 322-8814 and select the “water quality laboratory” option.

## WHAT ARE WE DOING?

Our priority is to provide reliable, quality drinking water service for customers. The source of supply is an important part of that mission. We work to understand and reduce potential risks to your drinking water supply by proactively monitoring multiple facets of our watershed. By following Iowa American Water’s Source Water Protection Plan (a voluntary program to identify and address potential threats to drinking water supplies) we can proactively identify and resolve concerns within our watershed to further protect our source of supply. Being on the lookout for potential hazards provides an additional layer of safety to our customers.

**Here are a few of the efforts underway to protect our shared water resources:**



**Community Involvement:** We have a proactive public outreach program to help spread the word and get people involved. This includes school education and other community activities. For several years, we have partnered with students at Davenport West High School on a Water for Kenya initiative. Students are working to invent, test, and deliver a clean water filtration system for use in Kenyan villages.



**Environmental Grant Program:** Each year, we fund projects that improve water resources in our local communities.

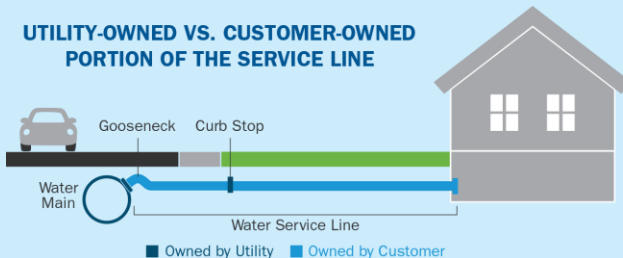


**Pharmaceutical Collection:** We currently sponsor pharmaceutical drop boxes in Clinton County for residents to safely dispose of unwanted drugs for free. This helps keep pharmaceutical products from entering water supplies.

# About Lead

If present, elevated levels of lead can cause serious health problems, especially for pregnant women and young children. Lead in drinking water is primarily from materials and components associated with service lines and home plumbing. American Water is responsible for providing high quality drinking water but cannot control the variety of materials used in plumbing components. When your water has been sitting for several hours, you can minimize the potential for lead exposure by flushing your tap for 30 seconds to 2 minutes before using water for drinking or cooking. If you are concerned about lead in your water, you may wish to have your water tested. Information on lead in drinking water, testing methods, and steps you can take to minimize exposure is available from the Safe Drinking Water Hotline or at <http://www.epa.gov/safewater/lead>.

## UTILITY-OWNED VS. CUSTOMER-OWNED PORTION OF THE SERVICE LINE



Please note: This diagram is a generic representation. Variations may apply.

## The most common source of lead in tap water is from the customer's plumbing and their service line.

The utility-owned water mains are not made of lead; however, the water service line that carries the water from the water main in the street to your home could be. Homeowners' service lines may be made of lead, copper, galvanized steel or plastic. You can assess your service line material where it enters your home, typically in your basement, crawl space or garage, near the inlet valve.

### MINIMIZING YOUR POTENTIAL EXPOSURE

You cannot see, smell or taste lead, and boiling water will not remove lead. Here are steps you can take to reduce your potential exposure if lead exists in your home plumbing.

### CHECK YOUR PLUMBING AND SERVICE LINE

If you live in an older home, consider having a licensed plumber check your plumbing for lead. If your service line is made of lead, and you're planning to replace it, be sure to contact Tia, sr. engineering tech, at (563) 468-9220 or email her at: [leadfreeia@amwater.com](mailto:leadfreeia@amwater.com).



**1. Flush your taps.** The longer the water lies dormant in your home's plumbing, the more lead it might contain. If the water in your faucet has gone unused for more than six hours, flush the tap with cold water for 30 seconds to two minutes before drinking or using it to cook. To conserve water, catch the running water and use it to water your plants.



**2. Use cold water for drinking and cooking.** Hot water has the potential to contain more lead than cold water. If hot water is needed for cooking, heat cold water on the stove or in the microwave.



**3. Routinely remove and clean all faucet aerators.**



**4. Look for the "Lead Free" label** when replacing or installing plumbing fixtures.



**5. Follow manufacturer's instructions for replacing water filters** in household appliances, such as refrigerators and ice makers, as well as home water treatment units and pitchers. Look for NSF 53 certified filters.



**6. Flush after plumbing changes.** Changes to your service line, meter, or interior plumbing may result in sediment, possibly containing lead, in your water supply. Remove the strainers from each faucet and run the water for 3 to 5 minutes.



# Determining Your Service Line Material

Homeowners' service lines are most commonly made of lead, copper, galvanized steel or plastic. Homes built before 1930 are more likely to have lead plumbing systems.

## There are different ways that you can determine if you have a lead service line.

- You can access your service line material where it enters your home, typically in your basement, crawl space or garage, near the inlet valve and identify the pipe material using the chart on the right.
- A licensed and insured plumber can inspect your pipes and plumbing.
- Lead test kits can be purchased at local hardware and home improvement stores. These kits are used to test paint, but can also be used to test pipe – not the water inside. Look for an EPA recognized kit. Wash your hands after inspecting plumbing and pipes.

## TYPES OF PIPE

	• Galvanized: A dull, silver-gray color. Use a magnet - strong magnets will typically cling to galvanized pipes.
	• Copper: The color of a copper penny.
	• Plastic: Usually white, rigid pipe that is jointed to water supply piping with a clamp. Note: It can be other colors, including blue and black.
	• Lead: A dull, silver-gray color that is easily scratched with a coin. Use a magnet - strong magnets will <u>not</u> cling to lead pipes.

## YOUR SERVICE LINE MATERIAL

Please note if your service lines contain lead, it does not mean you cannot use water as you normally do. Iowa American Water regularly tests for lead in drinking water, and our water meets state and federal water quality regulations, including those set for lead.

For more information on lead in drinking water, please visit <https://www.amwater.com/iaaw/Water-Quality/lead-and-drinking-water>.



# Important Information About **Drinking Water**

## **CHLORAMINES**

Chloramines are an Iowa and federally-approved alternative to free chlorine for water disinfection. Chloramines can reduce disinfection by-product formation and may help reduce concerns related to taste. Chloramines are also used by many American Water systems across the country and many other water utilities nationally.

**Chloramines have the same effect as chlorine for typical water uses with the exception that chloramines must be removed from water used in kidney dialysis and fish tanks or aquariums.**

Treatments to remove chloramines are different than treatments for removing chlorine. Please contact your physician or dialysis specialist for questions pertaining to kidney dialysis water treatment. Contact your pet store or veterinarian for questions regarding water used for fish and other aquatic life. You may also contact our water quality team for more information at (563) 322-8814 and select the “water quality laboratory” option.


## **FLUORIDE**

Fluoride is a naturally occurring substance. It can be present in drinking water from two sources:

1. By nature; when groundwater comes into contact with fluoride-containing minerals naturally present in the earth; or
2. By a water purveyor through addition of fluoride to the water they are providing in the distribution system.

The Quad Cities District has naturally-occurring fluoride in its source of supply, the Mississippi River. The background fluoride level typically seen is 0.35 parts per million (ppm) . At our treatment plant, fluoride is adjusted to achieve an optimal fluoride level of 0.7 ppm to comply with the state’s Water Fluoridation Standards. The naturally-occurring fluoride. This fluoride concentration remains consistent throughout the distribution system year-round.

If you have any questions on fluoride, please contact our water quality team for more information at (563) 322-8814 and select the “water quality laboratory” option.





## Important Information About **Drinking Water**

### **CRYPTOSPORIDIUM**

Cryptosporidium is a microbial pathogen found in surface water throughout the U.S. Although filtration removes Cryptosporidium, the most commonly-used filtration methods cannot guarantee 100 percent removal. Our monitoring indicates the presence of these organisms in our source water and/or finished water. Due to detections in our source water, we are subject to the Long Term 2 Enhanced Surface Water Treatment Rule. This rule requires a 2-log (99%) removal or inactivation of Cryptosporidium. Since March 2023, we use Ultraviolet disinfection to meet this requirement. Current test methods do not allow us to determine if the organisms are dead or if they are capable of causing disease. Ingestion of Cryptosporidium may cause cryptosporidiosis, an abdominal infection. Symptoms of infection include nausea, diarrhea, and abdominal cramps. Most healthy individuals can overcome the disease within a few weeks. However, immuno-compromised people, infants and small children, and the elderly are at greater risk of developing life-threatening illness. We encourage immuno-compromised individuals to consult their doctor regarding appropriate precautions to take to avoid infection. Cryptosporidium must be ingested to cause disease, and it may be spread through means other than drinking water.

### **NITRATES**

Nitrate in drinking water at levels above 10 parts per million, (ppm), is a health risk for infants of less than six months of age. High nitrate levels in drinking water can cause blue baby syndrome. Nitrate levels may rise quickly for short periods of time because of rainfall or agricultural activity. If you are caring for an infant, you should ask advice from your health care provider.

Please contact our water quality team for more nitrate information by contacting (563) 322-8814 and selecting the “water quality laboratory” option.

# Important Information About **Drinking Water**



## **PFAS**

Per- and polyfluoroalkyl substances (PFAS) are manufactured chemicals used in many household products including nonstick cookware (e.g., Teflon™), stain repellants (e.g., Scotchgard™), and waterproofing (e.g., GORE-TEX™). They are also used in industrial applications such as in firefighting foams and electronics production. There are thousands of PFAS chemicals, and they persist in the environment. Two well-known PFAS chemicals are perfluorooctanoic acid (PFOA) and perfluorooctane sulfonic acid (PFOS). These were phased out of production in the United States and replaced by hexafluoropropylene oxide-dimer acid (commonly known as GenX), perfluorobutane sulfonic acid (PFBS) and others.

Iowa American Water has performed voluntary sampling to better understand occurrence of certain PFAS in drinking water sources. This sampling allows us to be better prepared as U.S. EPA is currently developing drinking water standards for six PFAS chemicals – PFOA (4 ppt), FPOS (4 ppt) and GenX, PFBS, PFNA, and PFHxS as a group using a Hazard Index of 1. For more information on the proposed PFAS drinking water standards, please visit <https://www.epa.gov/pfas>. Additionally, in 2023, Quad Cities District tested our drinking water for 29 PFAS chemicals through our participation in the U.S. EPA Unregulated Contaminant Monitoring Rule program, or UCMR. Through the UCMR program, water systems collect data on a group of contaminants that are currently not regulated in drinking water at the federal level. U.S. EPA uses this information when deciding if it needs to create new drinking water limits.

The science and regulation of PFAS and other contaminants is always evolving, and Iowa American Water strives to be a leader in research and development. PFAS contamination is one of the most rapidly changing areas in the drinking water field. We have invested in our own independent research, as well as engaging with other experts in the field to understand PFAS occurrence in the environment. We are also actively assessing treatment technologies that can effectively remove PFAS from drinking water, because we believe that investment in research is critically important to addressing this issue.



American Water has a history of leading research to understand contaminants that can make their way through the environment. Our dedicated scientists work with leaders in the water community to develop methods to detect, sample, measure and address these contaminants. Because investment in research is critical to address PFAS, American Water actively assesses treatment technologies that can effectively remove PFAS from drinking water.

**Lauren A. Weinrich, Ph.D.**  
Principal Scientist



# Water Quality Results

## **WATER QUALITY STATEMENT**

We are pleased to report that during calendar year 2023, the results of testing of your drinking water complied with all state and federal drinking water requirements.

For your information, we have compiled a list in the table below showing the testing of your drinking water during 2023. The Iowa Department of Natural Resources allows us to monitor for some contaminants less than once per year because the concentration of the contaminants does not change frequently. Some of our data, though representative, are more than one year old.

## **OTHER INFORMATION**

This CCR was prepared by Iowa American Water. If you have questions about this report, you want additional information about your drinking water, or you want to know how to participate in local activities that may help protect the quality of your drinking water, please contact our water quality team for more information at (563) 322-8814 and select the “water quality laboratory” option.

# Definition of Terms

These are terms that may appear in your report.

**Action Level (AL):** The concentration of a contaminant, which, if exceeded, triggers treatment or other requirements, that a water system must follow.

**Compliance Achieved:** Indicates that the levels found were all within the allowable levels as determined by the USEPA.

**Level 1 Assessment:** A Level 1 assessment is a study of the water system to identify potential problems and determine (if possible) why total coliform bacteria have been found in our water system.

**Level 2 Assessment:** A Level 2 assessment is a very detailed study of the water system to identify potential problems and determine (if possible) why an E. coli MCL violation has occurred and/or why total coliform bacteria have been found in our water system on multiple occasions.

**LRAA:** Locational Running Annual Average

**Maximum Contaminant Level (MCL):** The highest level of a contaminant that is allowed in drinking water. MCLs are set as close to the MCLGs as feasible using the best available treatment technology. See also Secondary Maximum Contaminant Level (SMCL).

**Maximum Contaminant Level Goal (MCLG):** The level of a contaminant in drinking water below which there is no known or expected risk to health. MCLGs allow for a margin of safety.

**Maximum Residual Disinfectant Level (MRDL):** The highest level of disinfectant allowed in drinking water. There is convincing evidence that addition of a disinfectant is necessary for control of microbial contaminants.

**Maximum Residual Disinfectant Level Goal (MRDLG):** The level of a drinking water disinfectant below which there is no known or expected risk to health. MRDLGs do not reflect the benefits of the use of disinfectants to control microbial contaminants.

**MREM/year:** Millirems per year (a measure of radiation absorbed by the body).

**MFL:** Million fibers per liter.

**NA:** Not applicable

**ND:** Not detected

**Nephelometric Turbidity Units (NTU):** Measurement of the clarity, or turbidity, of the water.

**picocuries per liter (pCi/L):** Measurement of the natural rate of disintegration of radioactive contaminants in water (also beta particles).

**parts per billion (ppb):** One part substance per billion parts water, or micrograms per liter.

**parts per million (ppm):** One part substance per million parts water, or milligrams per liter.

**parts per trillion (ppt):** One part substance per trillion parts water, or nanograms per liter.

**RAA:** Running Annual Average

**Range of Detections:** The range of individual sample results, from lowest to highest, that were collected during the sample period.

**Secondary Maximum Contaminant Level (SMCL):** Secondary MCLs are set to protect the odor, taste, and appearance of drinking water.

**Treatment Technique (TT):** A required process intended to reduce the level of a contaminant in drinking water.

**%:** Percent

## MEASUREMENTS

### Parts Per Million



1 drop  
in a 10 gallon fish tank

### Parts Per Billion



1 drop  
in a 10,000 gallon swimming pool

### Parts Per Trillion



1 drop  
in 35 junior size Olympic pools

# Water Quality Results

Iowa American Water conducts extensive monitoring to determine if your water meets all water quality standards. The detections of our monitoring are reported in the following tables. While most monitoring was conducted in 2023, certain substances are monitored less than once per year because the levels do not change frequently. For help with interpreting the tables below, see the “Definition of Terms” on the previous page. Some unregulated substances are measured, but maximum contaminant levels have not been established by the government. These contaminants are shown for your information.

**NOTE:** Regulated contaminants not listed in this table were not found in the treated water supply.

## LEAD AND COPPER MONITORING PROGRAM - At least 50 tap water samples collected at customers' taps every three years

Substance (with units)	Year Sampled	Compliance Achieved	MCLG	Action Level (AL)	90 <sup>th</sup> Percentile	Range Detected	Homes Above Action Level	Typical Source
Lead (ppb)	2021	Yes	0	15	0	ND - 1	0	Corrosion of household plumbing systems.
Copper (ppm)	2021	Yes	1.3	1.3	0.116	ND - 0.354	0	Corrosion of household plumbing systems.

## REVISED TOTAL COLIFORM RULE - At least 120 samples collected each month in the distribution system

Substance (with units)	Year Sampled	Compliance Achieved	MCLG	MCL	Highest Percentage OR Highest No. of Samples	Typical Source
Total Coliform <sup>1</sup>	2023	Yes	0	*TT = Less than 5% OR TT = No more than 1 positive monthly sample	0%	Naturally present in the environment.
E. Coli <sup>2</sup>	2023	Yes	0	TT = No confirmed samples	0	Human and animal fecal waste.

NOTE: Coliforms are bacteria that are naturally present in the environment and are used as an indicator of the general bacteriological quality of the water. We are reporting the highest percentage of positive samples / highest number of positive samples in any month.

<sup>1</sup> The Treatment Technique for Total Coliforms requires that if the maximum percentage OR number of total coliform positive samples are exceeded, a system assessment must be conducted, any sanitary defects identified, and corrective actions completed. Additional Level 1 Assessments or Level 2 Assessments are required depending on the circumstances.

<sup>2</sup> The Treatment Technique for E. Coli requires that for any routine sample that is positive for total coliform where either the original sample or one of the repeat check samples is also positive for E. Coli, a Level 2 Assessment must be conducted, any sanitary defects identified, and corrective actions completed.

<sup>3</sup> The E. Coli MCL is exceeded if routine and repeat samples are total coliform-positive and either is E. coli-positive, or the system fails to take repeat samples following an E. coli-positive routine sample, or the system fails to analyze total coliform-positive repeat samples for E. coli.

**DISINFECTION BYPRODUCTS - Collected in the Distribution System**

Substance (with units)	Year Sampled	Compliance Achieved	MCLG	MCL	Highest LRAA	Range Detected	Typical Source
Total Trihalomethanes (TTHMs) (ppb)	2023	Yes	NA	80	38.00	25 - 49	By-product of drinking water disinfection.
Haloacetic Acids (HAA5s) (ppb)	2023	Yes	NA	60	35.00	20 - 45	By-product of drinking water disinfection.

NOTE: Compliance is based on the running annual average at each location (LRAA). The Highest LRAA reflects the highest average at any location.

**DISINFECTANTS - Collected in the Distribution System**

Substance (with units)	Year Sampled	Compliance Achieved	MRDLG	MRDL	RAA	Range Detected	Typical Source
Distribution System Chlorine Residual (ppm) <sup>1</sup>	2023	Yes	4	4	2.8	0.50 - 3.9	Water additive used to control microbes.

1 - Data represents the running annual average of chlorine residuals measured throughout our distribution system.

**TREATMENT BYPRODUCTS PRECURSOR REMOVAL - Collected at the Treatment Plant**

Substance (with units)	Year Sampled	Compliance Achieved	MCLG	MCL	Range of % Removal Required	Range of % Removal Achieved	Number of Quarters Out of Compliance	Typical Source
Total Organic Carbon (TOC)	2023	Yes	NA	TT	25%	26.8 - 60.2	0	Naturally present in the environment.



**TURBIDITY - Continuous Monitoring at the Treatment Plant**

Substance (with units)	Year Sampled	Compliance Achieved	MCLG	MCL	Highest Single Measurement and Lowest Monthly % of Samples $\leq 0.3$ NTU	Sample Date of Highest or Lowest Compliance Result	Typical Source
Turbidity (NTU)	2023	Yes	NA	TT: Single result $>1$ NTU	0.50	06/3/2023	Soil runoff.
	2023	Yes	NA	TT: At least 95% of samples $\leq 0.3$ NTU	99%	06/3/2023	Soil runoff.

**OTHER REGULATED SUBSTANCES - Collected at the Treatment Plant**

Substance (with units)	Year Sampled	Compliance Achieved	MCLG	MCL/SMCL	Highest Compliance Result	Range Detected	Typical Source
Atrazine (ppb)	2023	Yes	3	3	0.10	SS	Runoff from herbicide used on row crops.
Nitrate (ppm)	2023	Yes	10	10	1.80	SS	Runoff from fertilizer use; industrial or domestic wastewater discharges; erosion of natural deposits.
Sodium <sup>1</sup>	2023	NA	NA	NA	18.1	SS	Erosion from naturally occurring deposits: Used in water softener regeneration.
Fluoride (ppm)	2023	Yes	4	4	0.69	0.48 to 0.69	Erosion from naturally occurring deposits; added in the treatment process.

1 - For healthy individuals the sodium intake from water is not important because a much greater intake of sodium takes place from salt in the diet. However, sodium levels above the recommended upper limit may be of concern to individuals on a sodium restricted diet.

## Unregulated Contaminants and PFAS

Unregulated contaminants are those for which the EPA has not established drinking water standards. The purpose of unregulated contaminant monitoring is to assist EPA in determining the occurrence of unregulated contaminants in drinking water and whether future regulation is necessary. In 2023, Quad Cities District tested our drinking water for 29 chemicals through our participation in the U.S. EPA Unregulated Contaminant Monitoring Rule program, or UCMR. Through the UCMR program, water systems collect data on a group of contaminants that are currently not regulated in drinking water at the federal level. U.S. EPA uses this information when deciding if it needs to create new drinking water limits.

PFAS are not regulated in Iowa. In 2023, U.S. EPA proposed drinking water standards for six PFAS chemicals – PFOA (4 ppt), PFOS (4 ppt), and GenX, PFBS, PFNA, and PFHxS as a group using a Hazard Index of 1. For more information on the proposed PFAS drinking water standards, please visit <https://www.epa.gov/pfas>

PFAS chemicals are unique, so two PFAS chemicals at the same level typically do not present the same risk. Therefore, you should not compare the results for one PFAS chemical against the results of another.

**NOTE: Unregulated contaminants not listed in this table were not found in the treated water supply.**

UNREGULATED CONTAMINANTS					
Parameter	Year Sampled	Units	Highest Result	Range Detected	Typical Source
Perfluorooctanoic acid (PFOA)	2023	ppt	4.1	ND to 4.1	Manufactured chemical(s); used in household goods for stain, grease, heat and water resistance.
Perfluorooctane sulfonic acid (PFOS)	2023	ppt	2.3	ND to 2.3	
Perfluorobutane sulfonic acid (PFBS)	2023	ppt	6.0	ND to 6.0	
Perfluorobutanoic acid (PFBA)	2023	ppt	14.8	ND to 14.	



## Every Drop Counts

# Six Simple Steps to Save Water



### Fix any leaking faucets.

One drop every 2 seconds from a leaky faucet wastes 2 gallons of water every day. That's water — and money — down the drain.



**Don't let faucets run when brushing, shaving, or washing the dishes.** Just turning off the water while you brush can save 200 gallons a month.



**Run washing machines and dishwashers only when they are full,** or select the properly-sized wash cycle for the current laundry load.



**Install water-saving shower heads and faucet aerators** in the bathroom and kitchen (available at most home improvement stores and some supermarkets).



**Don't wash your car at home.** A car wash uses much less water and often recycles it, too.



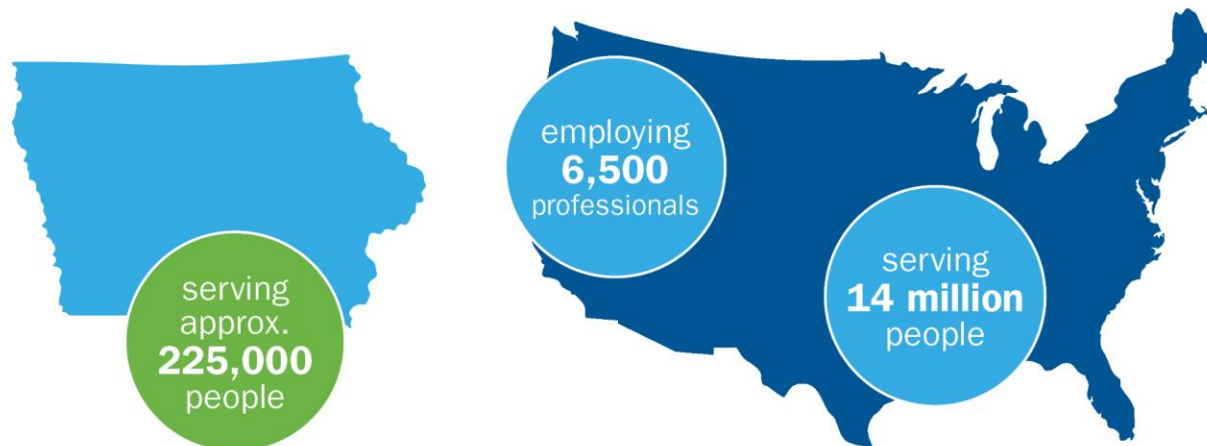
**Turn off automatic lawn and garden sprinklers** when it's raining outside and at the end of the growing season.



## About Us

**American Water (NYSE: AWK)** is the largest regulated water and wastewater utility company in the United States. With a history dating back to 1886, We Keep Life Flowing® by providing safe, clean, reliable and affordable drinking water and wastewater services to more than 14 million people with regulated operations in 14 states and on 18 military installations. American Water's 6,500 talented professionals leverage their significant expertise and the company's national size and scale to achieve excellent outcomes for the benefit of customers, employees, investors and other stakeholders.

**Iowa American Water**, is the largest regulated water and wastewater utility company in the state, providing high-quality and reliable water and wastewater services to approximately 225,000 people. For more information, visit [iowaamwater.com](http://iowaamwater.com) and follow us on Facebook and X.



## IOWA AMERICAN WATER FACTS AT A GLANCE

- **COMMUNITIES SERVED**  
Bettendorf, Blue Grass, Clinton, Davenport, Dixon, Donahue, LeClaire, Panorama Park, and Riverdale
- **PEOPLE SERVED**  
Approximately 225,000 people
- **EMPLOYEES**  
77
- **TREATMENT FACILITIES**  
Two treatment plants including the East River Station Treatment Facility in Davenport and West Clinton Plant in Clinton
- **MILES OF PIPELINE**  
Approximately 910 miles
- **FIRE HYDRANTS**  
Over 8,400
- **STORAGE AND TRANSMISSION**  
13 water storage facilities (combined capacity is 12 million gallons);  
13 water pumping stations in Clinton and the Iowa Quad Cities
- **SOURCE OF SUPPLY**  
Mississippi River in the Quad Cities District; Cambrian-Ordovician and Jordan aquifers in Clinton and Dixon and Silurian aquifer in Donahue

# How to Contact Us

If you have any questions about this report, your drinking water, or service, please contact Iowa American Water's Customer Service Center Monday to Friday, 7 a.m. to 7 p.m. at 1-866-641-2108.



## WATER INFORMATION SOURCES

Iowa American Water  
[www.iowaamwater.com](http://www.iowaamwater.com)

Iowa Department of Natural Resources (IDNR):  
[www.iowadnr.gov/](http://www.iowadnr.gov/)

Iowa Department of Public Health:  
[www.idph.iowa.gov/](http://www.idph.iowa.gov/)

Clinton County Health Department:  
[www.clintoncounty-ia.gov/Health\\_Department](http://www.clintoncounty-ia.gov/Health_Department)

Scott County Health Department:  
[www.scottcountyiowa.gov/health](http://www.scottcountyiowa.gov/health)

United States Environmental Protection Agency (USEPA):  
[www.epa.gov/safewater](http://www.epa.gov/safewater)

Safe Drinking Water Hotline: (800) 426-4791

Centers for Disease Control and Prevention: [www.cdc.gov](http://www.cdc.gov)

American Water Works Association: [www.awwa.org](http://www.awwa.org)

Water Quality Association: [www.wqa.org](http://www.wqa.org)

National Library of Medicine/National Institute of Health:  
[www.nlm.nih.gov/medlineplus/drinkingwater.html](http://www.nlm.nih.gov/medlineplus/drinkingwater.html)

**This report contains important information about your drinking water. Translate it, or speak with someone who understands it at 1-866-641-2108.**

This report contains important information about your drinking water. Translate it, or speak with someone who understands it at 1-866-641-2108.

Este informe contiene información muy importante sobre su agua potable. Tradúzcalo o hable con alguien que lo entienda bien al 1-866-641-2108.

Ntawm no yog ib co lus qhia tseem ceeb heev txog koj cov dej seb huv npaum li cas. Yog tias koj xav tau kev pab txhais cov lus qhia no, thov hu rau peb ntawm 1-866-641-2108.

這是關於您的水質的十分重要的資訊。如果您需要幫助翻譯此資訊請致電 **1-866-641-2108** 與我們聯繫。

आपके पानी की गुणवत्ता के बारे में यह बहुत महत्वपूर्ण सूचना है। यदि इस सूचना के अनुवाद के लिए आपको सहायता की जरूरत हो, तो कृपया **1-866-641-2108** र हमें काल करें।

**Это очень важная информация о качестве Вашей воды. Если Вам требуется перевод этой информации, позвоните нам по телефону 1-866-641-2108.**

Ito ay isang napakahalagang impormasyon tungkol sa kalidad ng iyong tubig. Kung iyong kailangan ng tulong sa pagsalin ng impormasyon na ito, mangyaring tumawag sa amin sa 1-866-641-2108.

Đây là thông tin rất quan trọng về chất lượng nước của quý vị. Nếu quý vị cần thông dịch thông tin này, xin gọi chúng tôi theo số 1-866-641-2108.